

Horizon

Polished Brass


Square Corners


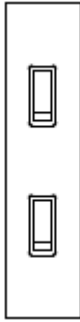
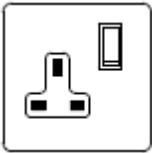
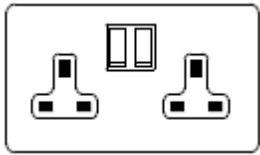
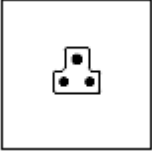
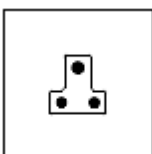
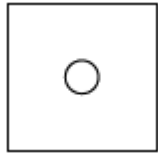
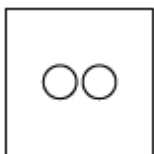
Data Sheet

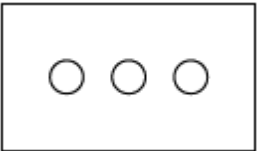
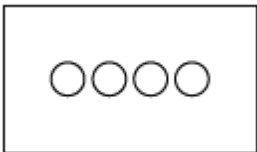
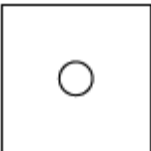
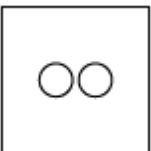
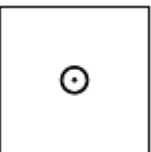
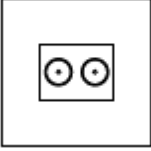
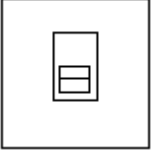

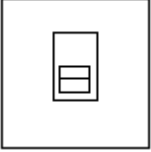
Specifications

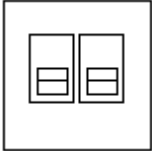

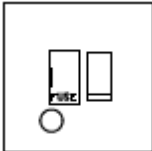
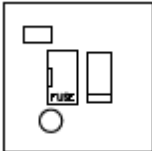



| | |
|-----------------------------|--|
| Plate Material | CZ108 Brass |
| Finish Applied on Plate | Clear Electrophoretic Lacquer Protection |
| Single Plate Dimensions | 86mm x 86mm |
| Twin Plate Dimensions | 146mm x 86mm |
| Screw Type | Custom Allen Key (Standard 2mm Drive) |
| Plate Prefix | NHPB |
| Standard Insert Trim Colour | White or Black |
| Standard Rocker Finish | Polished Brass |

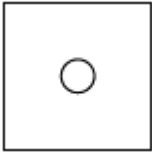

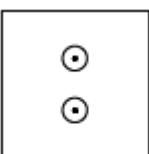
Standard Brochure Items

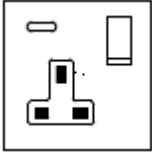
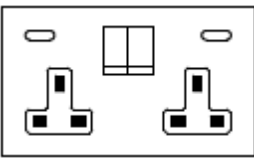
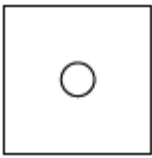
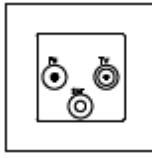
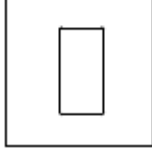
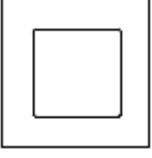
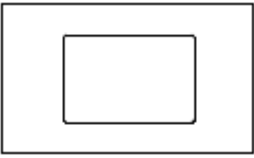


| | Product | Description | Plate Size | Wall box |
|---|---------|-----------------------------------|-------------|-------------|
|  | 11.1 | 1 GANG 10 AMP 2 WAY SWITCH | 86 x 86 mm | 35mm Single |
|  | 11.2 | 2 GANG 10 AMP 2 WAY SWITCH | 86 x 86 mm | 35mm Single |
|  | 11.3 | 3 GANG 10 AMP 2 WAY SWITCH | 146 x 86 mm | 35mm Twin |
|  | 11.1/3 | 1 GANG 20 AMP INTERMEDIATE SWITCH | 86 x 86 mm | 35mm Single |
|  | 14.1 | 1 GANG 20 AMP 2 WAY TOGGLE SWITCH | 86 x 86 mm | 35mm Single |
|  | 14.2 | 2 GANG 20 AMP 2 WAY TOGGLE SWITCH | 86 x 86 mm | 35mm Single |
|  | 14.3 | 3 GANG 20 AMP 2 WAY TOGGLE SWITCH | 146 x 86 mm | 35mm Twin |
|  | 14.4 | 4 GANG 20 AMP 2 WAY TOGGLE SWITCH | 146 x 86 mm | 35mm Twin |

| | | | | |
|---|------|---|-------------|-------------|
|  | 16.1 | 1 GANG ARCHITRAVE 10 AMP 2 WAY SWITCH | 86 x 35mm | 1715/ZN |
|  | 16.2 | 2 GANG ARCHITRAVE 10 AMP 2 WAY SWITCH | 146 x 35mm | 1716/ZN |
|  | 18.1 | 1 GANG 13 AMP SWITCHED SOCKET | 86 x 86 mm | 35mm Single |
|  | 18.2 | 2 GANG 13 AMP SWITCHED SOCKET | 146 x 86 mm | 35mmTwin |
|  | 19.1 | 1 GANG 2 AMP UNSWITCHED SOCKET | 86 x 86 mm | 35mm Single |
|  | 20.1 | 1 GANG 5 AMP UNSWITCHED SOCKET | 86 x 86 mm | 35mm Single |
|  | 21.1 | 1 GANG 250W 2 WAY DIMMER (mains & low voltage) Leading Edge | 86 x 86 mm | 35mm Single |
|  | 21.2 | 2 GANG 250W 2 WAY DIMMER (mains & low voltage) Leading Edge | 86 x 86 mm | 35mm Single |

| | | | | |
|---|------|---|-------------|-------------|
|  | 21.3 | 3 GANG 250W 2 WAY DIMMER (mains & low voltage) Leading Edge | 146 x 86 mm | 35mmTwin |
|  | 21.4 | 4 GANG 250W 2 WAY DIMMER (mains & low voltage) Leading Edge | 146 x 86 mm | 35mmTwin |
|  | 22.1 | 1 GANG 400W 2 WAY DIMMER (mains & low voltage) Leading Edge | 86 x 86 mm | 35mm Single |
|  | 22.2 | 2 GANG 400W 2 WAY DIMMER (mains & low voltage) Leading Edge | 86 x 86 mm | 35mm Single |
|  | 23.1 | 1 GANG ISOLATED CO/AXIAL T.V. | 86 x 86 mm | 35mm Single |
|  | 23.2 | 2 GANG ISOLATED CO/AXIAL T.V. | 86 x 86 mm | 35mm Single |
|  | 24.1 | 1 GANG BT MASTER OUTLET | 86 x 86 mm | 35mm Single |
|  | 24.2 | 2 GANG BT MASTER OUTLET | 86 x 86 mm | 35mm Single |
|  | 25.1 | 1 GANG BT SLAVE OUTLET | 86 x 86 mm | 35mm Single |

| | | | | |
|---|------|---|------------|--------------|
|  | 25.2 | 2 GANG BT SLAVE OUTLET | 86 x 86 mm | 35mm Single |
|  | 26.1 | 13 AMP SWITCHED FUSE CONNECTION UNIT | 86 x 86 mm | 47mm Single |
|  | 27.1 | 13 AMP SWITCHED FUSE CONNECTION UNIT C/W NEON | 86 x 86 mm | 47mm Single |
|  | 28.1 | 13 AMP SWITCHED FUSE CONNECTION UNIT C/W CORD OUTLET | 86 x 86 mm | 47mm Single |
|  | 29.1 | 13 AMP SWITCHED FUSE CONNECTION UNIT C/W NEON & CORD OUTLET | 86 x 86 mm | 47mm Single |
|  | 32.1 | 45 AMP COOKER CONTROL SWITCH | 86 x 86 mm | 35 mm Single |
|  | 33.1 | 45 AMP COOKER CONTROL SWITCH C/W NEON | 86 x 86 mm | 35mm Single |
|  | 36.1 | SHAVER SOCKET OUTLET 110/240 VOLTAGE | 146 x 86mm | 47mm Twin |
|  | 37.1 | SINGLE BLANK PLATE | 86 x 86 mm | 35mm Single |

| | | | | |
|---|----------|--|-------------|-------------|
|  | 37.2 | TWIN BLANK PLATE | 146 x 86 mm | 35mmTwin |
|  | 43.1/SML | 1 GANG 700W LV / 1000W MAINS DIMMER SINGLE PLATE | 86 x 86 mm | 35mm Single |
|  | 51.1 | 1 GANG RJ45 CAT 5/6 OUTLET | 86 x 86 mm | 35mm Single |
|  | 51.2 | 2 GANG RJ45 CAT 5/6 | 86 x 86 mm | 35mm Single |
|  | 54.1 | 1 GANG SATELLITE SOCKET OUTLET | 86 x 86 mm | 35mm Single |
|  | 55.2 | 1 GANG TV/SATELLITE SOCKET OUTLET | 86 x 86 mm | 35mm Single |
|  | 56.1 | TRIPLE POLE FAN ISOLATOR SWITCH | 86 x 86 mm | 35mm Single |
|  | 67.1 | 1 GANG SPEAKER SOCKET | 86 x 86 mm | 35mm Single |
|  | 67.2 | 2 GANG SPEAKER SOCKET | 86 x 86 mm | 35mm Single |

| | | | | |
|---|---------|---|------------|-------------|
|  | 68.1 | 1 GANG 13 AMP SWITCHED SOCKET WITH USB CHARGER | 86 x 86mm | 35mm Single |
|  | 68.2 | 2 GANG 13 AMP SWITCHED SOCKET WITH USB CHARGERS | 146 x 86mm | 35mm Twin |
|  | 69.1 | FLEX OUTLET PLATE | 86 x 86 mm | 35mm Single |
|  | 80.3 | TV/FM/SAT TRIPLEX OUTLET | 86 x 86 mm | 35mm Single |
|  | EUR.1 | 1 MODULE EURO PLATE 25 X 50MM APERTURE | 86 x 86 mm | 35mm Single |
|  | EUR.2 | 2 MODULE EURO PLATE 50 X 50MM APERTURE | 86 x 86 mm | 35mm Single |
|  | EUR.3 | 3 MODULE EURO PLATE 75 X 50MM APERTURE | 146 x 86mm | 35mm Twin |
|  | EUR.4 | 4 MODULE EURO PLATE 100 X 50MM APERTURE | 146 x 86mm | 35mm Twin |
|  | BRUSH.1 | BRUSH PLATE 50 X 50MM BRUSH | 86 x 86 mm | 35mm Single |

| | | | | |
|---|---------|---------------------------------|------------|-----------|
|  | BRUSH.2 | BRUSH PLATE 100 X 50MM BRUSH | 146 x 86mm | 35mm Twin |
|---|---------|---------------------------------|------------|-----------|

Bespoke Accessories

Focus SB can produce and manufacture bespoke accessories including combination plates and various multi gang plates to meet your exact requirements in this range please contact one of our product consultants for further details.

Fitting of Products

All electrical products must be fitted by a fully qualified electrician, failure to adhere to this voids any warranty on the products.

Interiors

Focus SB utilise various suppliers for the interiors which are supplied with their plates, predominantly used in this range are:

Power outlets and switching modules: Focus-SB LTD

Dimmer Modules: Aurora Projects (UK) LTD

All interiors in this range are designed to run on British Standard 240v current. Non UK standard interiors are available upon specific request, please contact one of product consultants for further details.

Standards Conformance

All switches are designed and tested to BS EN 60669-1 and are suitable for UK metal flush boxes to BS4662. Boxes, plates and grids must be earthed and if fitted outside the UK permission/approval must be obtained by the local or national electricity supplier and/or approvals authority.

13 amp sockets conform to BS1363

5 amp & 2 amp sockets conform to BS546

All switches are CE marked and comply with EU safety and health and environmental requirements as required.

All products supplied by Focus SB in this range in compliance with The EU REACH Directive No 1907/2006 with respect to Substances/Chemical classified as SVHC

Warranty

Interiors: 5-year manufacturer warranty against product fault

Plates: 12-month manufacturer warranty against product fault

Quality Accreditation

Focus SB is ISO 9001:2008 registered by ISOQAR registration number 3930

Country of Manufacture

All Focus SB products are made and produced in England at our factories in St Leonards on Sea.

Contact Details

Focus SB Ltd
Napier Road
St Leonards on Sea
East Sussex
TN38 9NY
England

Tel: +44 (0)1424 858060
Fax: +44 (0)1424 853862
Email: sales@focus-sb.co.uk
Web: www.focus-sb.co.uk

